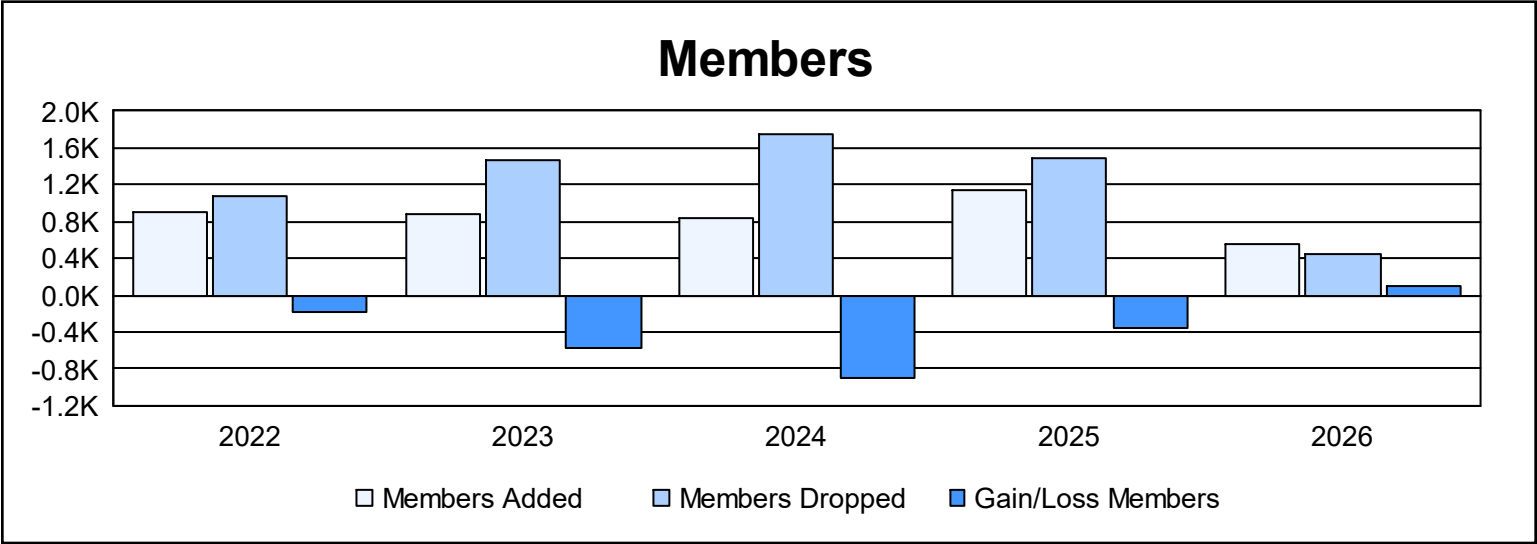
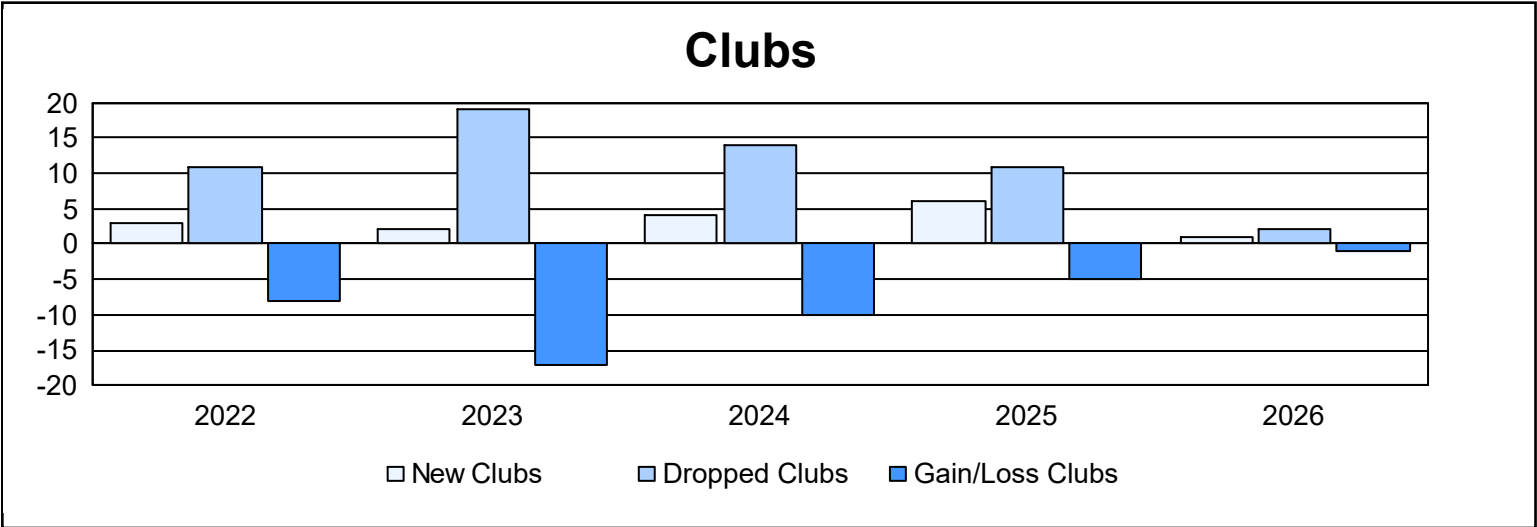
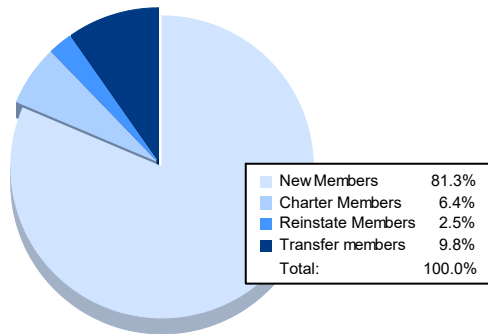


Year	New Clubs	Dropped Clubs	Gain/ Loss Clubs	New Members	Charter Members	Reinstate Members	Transfer Members	Total Member Added	Total Members Dropped	Gain/ Loss Members
2021-2022	3	11	-8	749	93	24	26	892	1,082	-190
2022-2023	2	19	-17	698	59	42	91	890	1,461	-571
2023-2024	4	14	-10	657	132	26	32	847	1,746	-899
2024-2025	6	11	-5	905	131	54	41	1,131	1,488	-357
2025-2026	1	2	-1	457	36	14	55	562	456	106
Average	3	11	-8	693	90	32	49	864	1,247	-382



Membership Composition

December 2025 Cumulative



Gender Composition

December 2025 Cumulative

